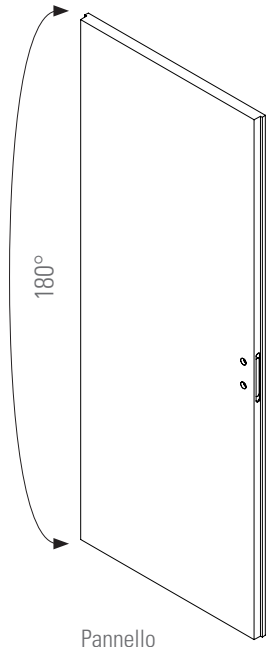


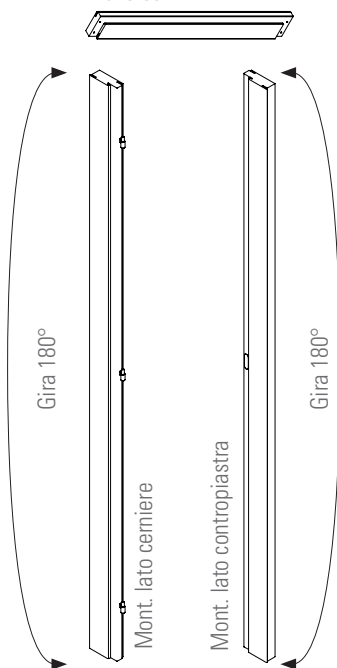
CONTRACT

# EASY

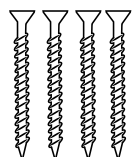
REVERSIBILITÀ



Traverso



## / BOX CONFEZIONE




n°4 viti 4,5x60 mm



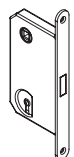
n°2 viti 3,5x20 mm



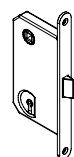
n°3 Rondelle



n°1 Traverso



n°1 Serratura  
Polaris magnetica



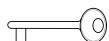
n°1 Serratura  
Evolution mec.



n°1 Incontro  
+ vaschetta mag.




n°1 Contropiastra  
meccanica



n°1 Chiave




n°1 Scrocco  
(Per Evolution)




n°1 Montante lato cerniere



n°1 Mont. lato contropiastra



n°2,5 Coprifili lato interno da 80 mm



n°2,5 Coprifili lato esterno da 80 mm

CONTRACT  
EFFEBIQUATTRO

EFFEBIQUATTRO Spa  
Viale Edison 47  
20831 Seregno (MB)  
Tel. +39 0362.277.1  
Fax +39 0362.277.777  
info@effebiquattro.it  
www.effebiquattro.it

CONTRACT  
EFFEBIQUATTRO

www.effebiquattro.it

# easy

## EASY

### ISTRUZIONI DI MONTAGGIO



EFFEBIQUATTRO *Milano*

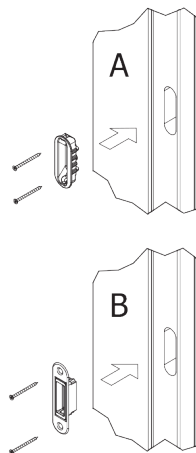
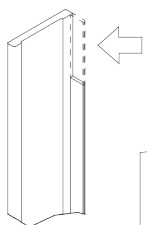
**CONTRACT**  
EFFEBIQUATTRO

/1  
Assemblare il telaio avvitando  
il traverso ai montanti,  
ed inserirlo nel vano porta



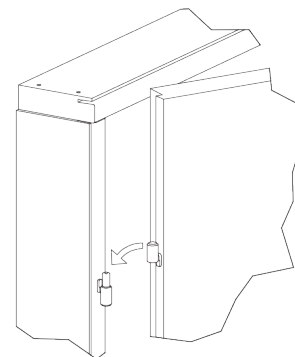
/5  
Inserire nel telaio i  
coprifili montanti e  
traverso interni

/6  
Tagliare l'estremità superiori  
delle alette dei coprifili  
montanti esterni ed inserirli  
nel telaio col coprifilo trasverso



/2  
Fissare la contropiastra  
meccanica (A) o magnetica  
con incontro + vaschetta (B)  
nell'apposita sede sul montante

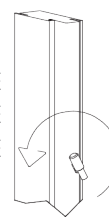
/3  
Montare l'anta  
sul montante



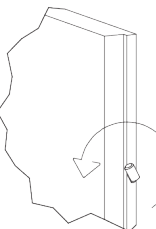
/4  
Tagliare spigoli  
montanti lato esterno

/ LA PORTA VIENE FORNITA CON PREDISPOSIZIONE DI APERTURA A SPINGERE DESTRA, PER OTTENERE APERTURA SPINGERE A SINISTRA SEGUIRE LE ISTRUZIONI:

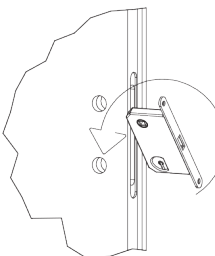
/1  
RUOTARE  
LE CERNIERE  
SUL MONTANTE



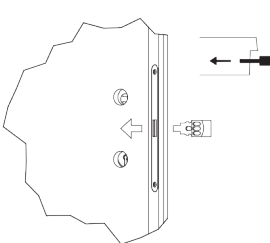
/2  
RUOTARE  
LE CERNIERE  
SULL'ANTA



/3  
SVITARE  
ED ESTRARRE  
LA SERRATURA,  
RUOTARLA  
E RIAVVITARLA



/4  
INSERIRE  
SCROCCO  
SERRATURA  
(nel caso sia  
presente la  
contropiastra  
meccanica)



easy

EFFEBIQUATTRO *Milano*