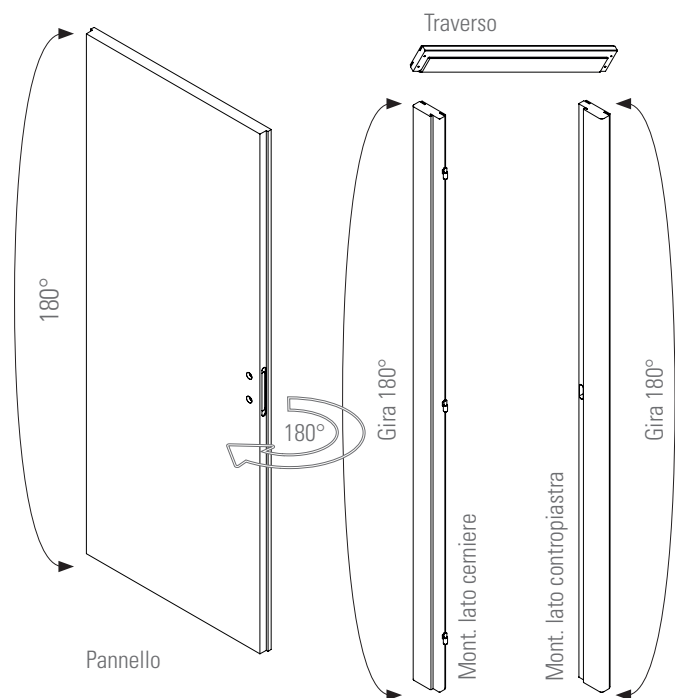


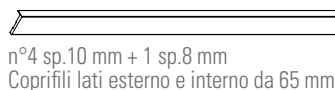
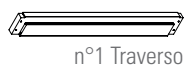
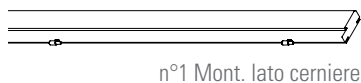

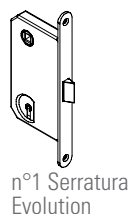
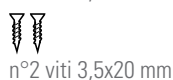
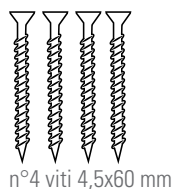


TIPIKA

REVERSIBILITÀ



/ BOX CONFEZIONE



EFFEBIQUATTRO Spa
Viale Edison 47
20831 Seregno (MB)
Tel. +39 0362.277.1
Fax +39 0362.277.777
info@effebiquattro.it
www.effebiquattro.it




www.effebiquattro.it

tipika

TIPIKA

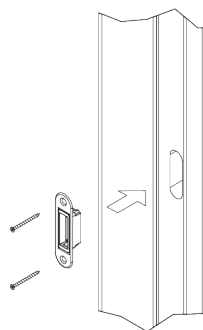
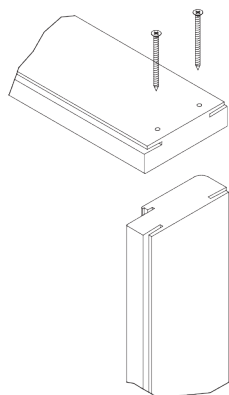
ISTRUZIONI DI MONTAGGIO



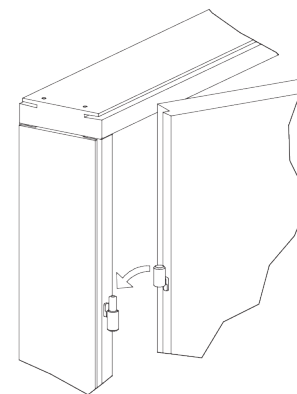
EFFEBIQUATTRO *Milano*



/1
Assemblare il telaio avvitando
il traverso ai montanti,
ed inserirlo nel vano porta

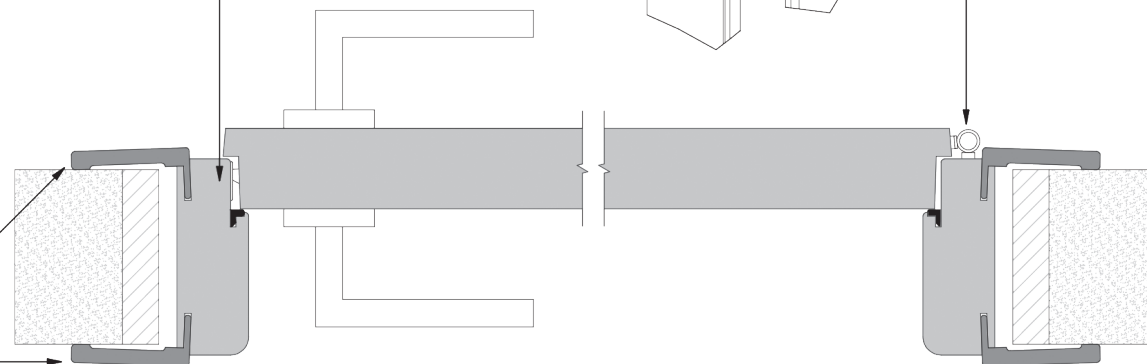


/2
Fissare la contropiastra
(incontro+vaschetta)
nell'apposita sede
sul montante



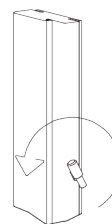
/3
Montare l'anta
sul montante

/4
Inserire i coprifili montanti
e traversi nel telaio

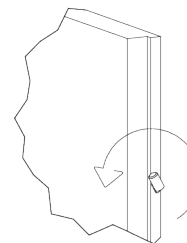


/ LA PORTA VIENE FORNITA CON PREDISPOSIZIONE DI APERTURA A SPINGERE DESTRA, PER OTTENERE APERTURA SPINGERE A SINISTRA SEGUIRE LE ISTRUZIONI:

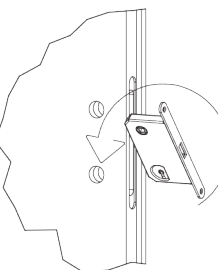
/1
RUOTARE
LE CERNIERE
SUL MONTANTE



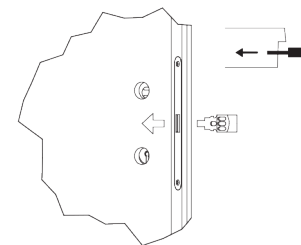
/2
RUOTARE
LE CERNIERE
SULL'ANTA



/3
SVITARE
ED ESTRARRE
LA SERRATURA,
RUOTARLA
E RIAVVITARLA



/4
INSERIRE
SCROCCO
SERRATURA



tipika