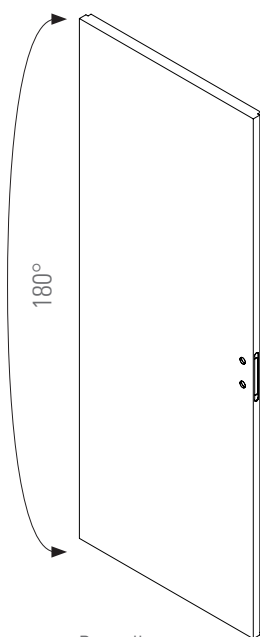




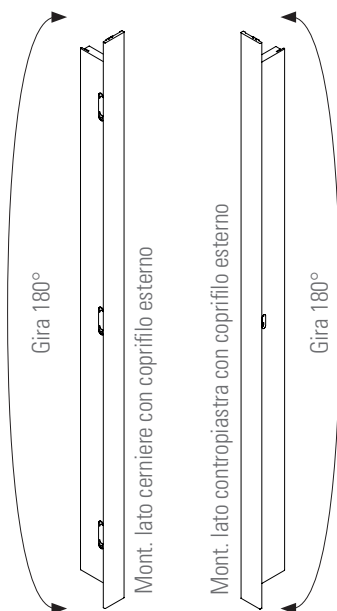
# WALL

REVERSIBILITÀ



Pannello

Traverso



## / BOX CONFEZIONE



n°12 viti 4,5x30 mm



n°4 viti 4,5x60 mm



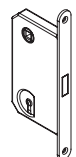
n°2 viti 3,5x20 mm



n°1 Chiave



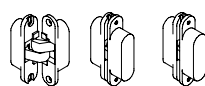
n°1 Mont. lato cerniere con coprifilo esterno



n°1 Serratura Polaris




n°1 Contropiastra minimal magnetica



n°3 Cerniera a libro




n°6 Copricerniera



n°1 Mont. lato cerniere con coprifilo esterno



n°1 Traverso



n°1 Mont. lato contropiastra con coprifilo esterno



n°2,5 Coprifili lato esterno




EFFEBIQUATTRO Spa  
 Viale Edison 47  
 20831 Seregno (MB)  
 Tel. +39 0362.277.1  
 Fax +39 0362.277.777  
 info@effebiquattro.it  
 www.effebiquattro.it



# wall

## WALL

### ISTRUZIONI DI MONTAGGIO

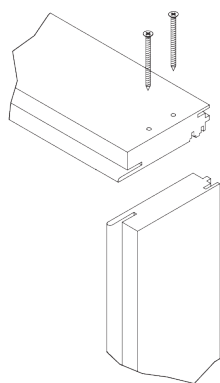


EFFEBIQUATTRO *Milano*

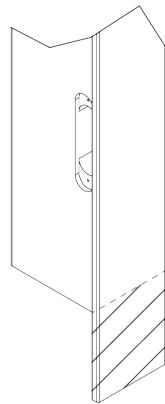
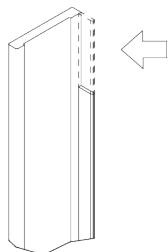
www.effebiquattro.it

/1  
Una volta definita  
la mano di apertura  
tagliare la parte  
eccedente inferiore  
dei coprifili esterni

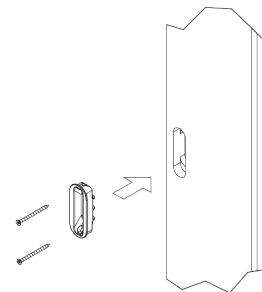
/2  
Assemblare il telaio avvitando  
il traverso ai montanti,  
ed inserirlo nel vano porta



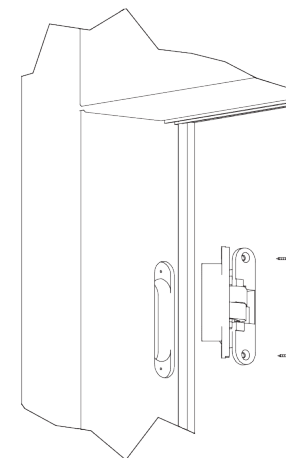
/3  
Tagliare l'estremità superiori  
delle alette dei coprifili montanti  
interni ed inserirli nel telaio  
col coprifilo trasverso



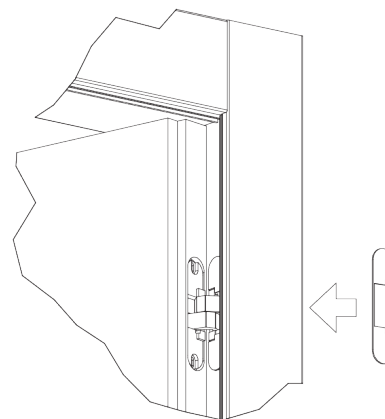
/3  
Fissare la contropiastra  
nell'apposita sede sul montante



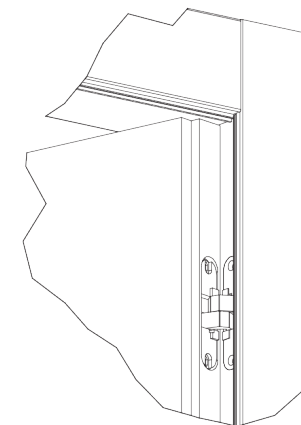
/4  
Fissare le tre cerniere  
nelle apposite sedi  
sul montante



/6  
Inserire i coperchi sulle cerniere



/5  
Inserire l'anta nelle cerniere,  
fare la regolazione su tre assi  
e serrare le viti



wall